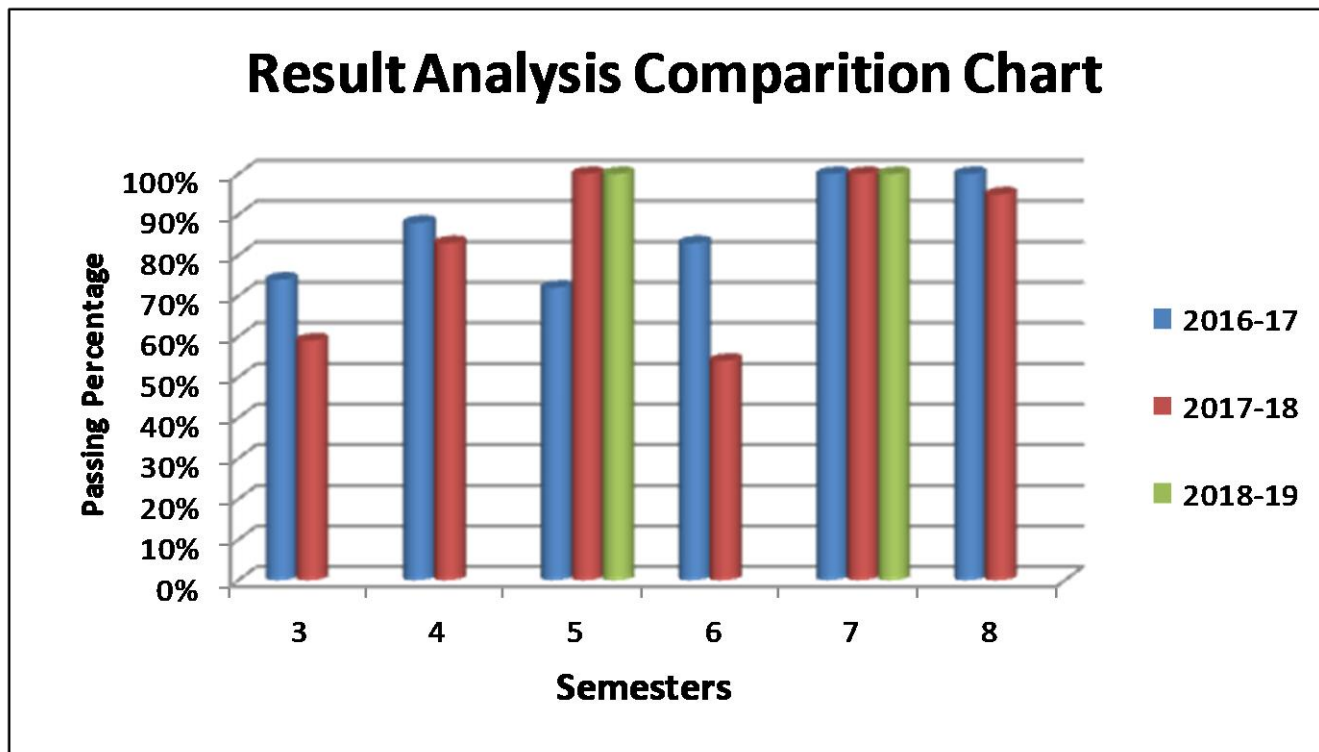








RESULT ANALYSIS

Semester/Academic year	Passing Percentage		
	2016-17	2017-18	2018-19
3	74	59	
4	88	83	
5	72	100	100
6	83	54	
7	100	100	100
8	100	95	

PERFORMANCE CHART




TOPPERS LIST

Academic Year 2016-17					Sem: ODD
Sl. No	Name of the Students	Percentage		Photo	
1	Mahadeva Prasad S	III	79.88		
2	Shanthala K C	V	81.13		
3	Lavanya V	VII	82.00		
Academic Year 2016-17					Sem: EVEN
1	Gaganashree M	IV	77.00		
2	Shanthala K C	VI	81.13		
3	Shubha H M	VIII	80.11		

Academic Year 2017-18					Sem: ODD
Sl. No	Name of the Students	Percentage		Photo	
1	Vedhashree N D	III	8		
2	Mahadeva Prasad S	V	8.35		
3	Shanthala K C	VII	80.11		
Academic Year 2017-18					Sem: EVEN
1	Vedhashree N D	IV	8.43		
2	Mahadeva Prasad S	VI	7.81		
3	Arya K V	VIII	79.73		

Academic Year 2018-19**Sem: EVEN**

Sl. No	Name of the Students	Percentage		Photo
1	Vedhashree N D	V	9.24	
2	Mahadeva Prasad S	VII	9.08	