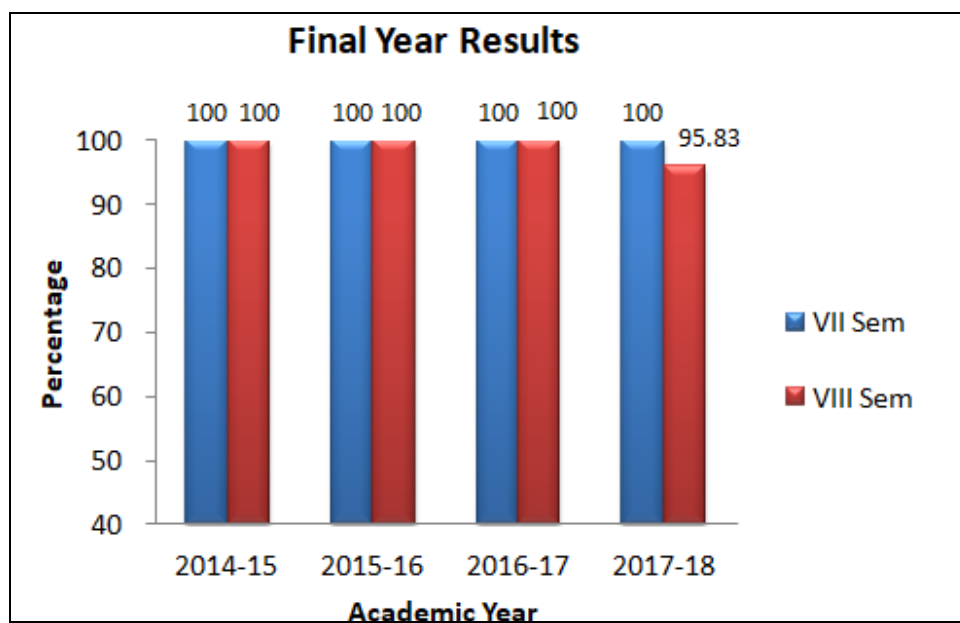




## DEPARTMENT OF BIOTECHNOLOGY



### RESULT ANALYSIS 2017-18

Month & Year	SEM	Students Appeared	Students Passed	Overall %
JUN-2017	III	30	18	60
JUN-2017	V	17	17	100
JUN-2017	VII	24	24	100
JAN-2018	IV	30	25	83.33
JAN-2018	VI	17	08	47.05
JAN-2018	VIII	24	23	95.83

### RESULT ANALYSIS 2016-17

Month & Year	SEM	Students Appeared	Students Passed	Overall %
JAN-2016	III	23	17	74
JAN-2016	V	18	13	72.00
JAN-2016	VII	18	18	100
JUN-2017	IV	24	21	87.5
JUN-2017	VI	18	15	83.33
JUN-2017	VIII	10	10	100







## RESULT ANALYSIS 2015-16

Month & Year	SEM	Students Appeared	Students Passed	FCD	FC	Overall %
JAN-2015	III	25	21	10	07	84
JAN-2015	V	18	17	09	07	94.44
JAN-2015	VII	10	10	10	-	100
JUN-2016	IV	19	19	09	09	100
JUN-2016	VI	10	09	08	01	90
JUN-2016	VIII	11	11	11	-	100





## RESULT ANALYSIS 2014-15

Month & Year	SEM	Students Appeared	Students Passed	FCD	FC	Overall %
JAN-2014	III	19	18	04	11	95
JAN-2014	V	10	10	09	01	100
JAN-2014	VII	11	11	09	02	100
JULY-2015	IV	10	09	04	04	90
JULY-2015	VI	11	09	07	02	90
JULY-2015	VIII	27	27	27	00	100

## TOPPERS DETAILS

Sl. No.	Academic Year	Name of the Students	Year	Percentage	Photos
1	2017-18	Vedhashree N D	III	8.0	
2		Vedhashree N D	IV	8.43	
3		Mahadeva Prasad S	V	8.35	
4		Mahadeva Prasad S	VII	7.81	
5		Shanthala K C	VII	80.11	
6		Arya K V	VIII	79.73	

Sl. No.	Academic Year	Name of the Students	Year	Percentage	Photos
1	2016-17	Lavanya V	VII	82.00	
2		Shubha H M	VIII	80.11	
3		Shanthala K C	V	81.13	
4		Shanthala K C	VI	88.88	
5		Mahadeva Prasad S	III	79.88	
6		Gaganashree M	IV	77.00	

I. No.	Academic Year	Name of the Students	Year	Percentage	Photos
1	2015-16	Vidya Bharathi H	VII	86.00	
2		Vidya Bharathi H	VIII	78.33	
3		Kavya T U	V	77.44	
4		Shubha H M	VI	81.00	
5		Shanthala K C	III	82.00	
6		Shanthala K C	IV	79.11	